



**LIDGET** *Compton*  
The Best Concrete Garage



# GARDEN ROOMS

A contemporary range of Apex & Pent Canopy Roof Garden Rooms with a wide range of stylish features

[www.stocktonconcretegarages.com](http://www.stocktonconcretegarages.com)



Create a sanctuary of your own in your garden with the Lidget Compton garden room range. This stylish range of Apex & Pent canopy roof buildings meaning no treating and painting every year! Manufactured from robust and sturdy concrete panels these buildings are also built to last! So your room can be all those things and more!

## Apex Garden Rooms

Our range of Apex Garden Rooms can be customised with a wide range of door, window and colour options. There is also a choice of different apex roof styles and wall finishes, such as our patented sectional brick & stone and our timber effect PVCu cladding.

Available from 8' (2.44m) wide and long, there's a size to suit most garden spaces.

Every Lidget Compton garden room comes with a no nonsense 10 year structural guarantee for extra peace of mind.



### Key Standard Features

Standard garden room pictured below

**Main Door** - White PVCu double patio doors

**Windows & Glazing** - Two white PVCu full height glazed units:

- 1'0" (0.30m) wide included on 8' wide buildings
- 1'6" (0.46m) wide included on 9' wide buildings
- 2'0" (0.61m) wide included on 10'/11'/12 wide buildings

**Roof** - 12.5° pitch roof with coloured fibre cement roof sheets


**Wall Finish** - Standard spar chipping

**Fascias & vergeboards** - White PVCu

**Gutters** - Choice of white, black or brown PVC guttering

**Other** - Sand/cement fillet

#### ROOF COLOURS



### APEX GARDEN ROOMS

Spar

Brick/Stone effect

Garaclad

#### Building width

		8' (2.43m)			9' (2.74m)			10' (3.04m)			11' (3.34m)			12' (3.65m)		
Length	8' (2.43m)	5921	8781	8781	6187	9157	9157	6600	9680	9680	6658	9958	9958	6717	10237	10237
	10' (3.04m)	6046	9346	9346	6340	9750	9750	6780	10300	10300	6864	10604	10604	6947	10907	10907
	12' (3.65m)	6178	9918	9918	6514	10364	10364	6998	10958	10958	7162	11342	11342	7326	11726	11726
	14' (4.26m)	6352	10532	10532	6760	11050	11050	7315	11715	11715	7436	12056	12056	7556	12396	12396

Buildings are supplied as standard with PVCu doors, glazed window units, fascias and guttering making them virtually maintenance free, if you are looking for a home office, art & craft room, playroom, home gym, music studio, or just a relaxing space a Lidget Compton garden

## Pent Canopy Roof Garden Rooms

This stylish new range of Pent roof Garden Rooms are finished in a maintenance free timber effect PVCu cladding available in a wide range of colours.

Featuring an attractive canopy fascia, they are also supplied with high quality PVCu doors and PVCu glazed window units, and are available in a range of different sizes.

These buildings can be customised with the full range of Lidget Compton extras and options.



### Key Standard Features

### Timber Effect PVC Cladding Wall Finish Colour Options

- Main Door** - White PVCu double patio doors
- Windows & Glazing** - Two white PVCu full height glazed units:  
1'0" (0.30m) wide on 8' wide buildings  
2'0" (0.61m) wide on 10'/12'/14'/16' wide buildings
- Canopy Roof** - Galvanised steel roof sheets with anti condensation lining mounted on C-section rafters
- Wall Finish** - Timber effect PVCu cladding
- Gutters** - Choice of white, black or brown PVC guttering
- Other** - Sand/cement fillet



## PENT CANOPY GARDEN ROOM PRICES

		Building width				
		8' (2.43m)	10' (3.04m)	12' (3.65m)	14' (4.26m)	16' (4.88m)
Length	8' (2.43m)	9724	10505	11208	12084	13400
	10' (3.04m)	10343	11186	11913	12814	14179
	12' (3.65m)	10937	11891	12693	13668	15058


## OPTIONS & ACCESSORIES

Main Door	White PVCu (unless stated)	Coloured PVCu
<b>Full height (no midrail)</b>		
Glazed 4' (1.22m)	Included as std (£1445)	1930
Panelled 4' (1.22m)	1445	1930
<b>Full height (midrail)</b>		
Glazed 4' (1.22m)	1490	1990
Under midrail panelled 4' (1.22m)	1490	1990
Panelled 4' (1.22m)	1490	1990
<b>Personnel Door (PVCu, all O/A frame)</b>		
Half Glazed White 3'	795	-
Half Glazed White 3'6"	860	-
Half Glazed Golden Oak/Rosewood 3'	1200	-
Half Glazed Golden Oak/Rosewood 3'6"	1250	-

Fixed PVCu Panel PVCu frame options available.	White PVCu	Coloured PVCu
Full height Glazed 1' (0.30m)	183	201
Full height Glazed 1'6" (0.46m)	219	256
Full height Glazed 2' (0.61)	292	310
<b>Full height (midrail)</b>		
Glazed 1' (0.30m)	201	256
Glazed 1'6" (0.46)	219	274
Glazed 2' (0.61m)	274	329
Half Glazed 1' (0.30m)	183	438
Half Glazed 1'6" (0.46)	201	456
Half Glazed 2' (0.61m)	256	511
Fully Panelled 1' (0.30m)	183	621
Fully Panelled 1'6" (0.46)	201	675
Fully Panelled 2' (0.61m)	237	712

<b>PVCu Fascia and Vergeboard</b> Not applicable to Pent canopy buildings					
Golden Oak/Rosewood/Anthracite	200				
<b>Windows (PVCu)</b>	2'	4'			
Fixed White	200	250			
Opening White	260	300			
Fixed Golden Oak/Rosewood/Anthracite	280	320			
Opening Golden Oak/Rosewood/Anthracite	340	390			
<b>Others</b>					
Lining clips (pack of 12)	25				
Translucent roof sheet (each)	95				
Building width	8'	9'	10'	11'	12'
Partition wall	305	340	380	420	455

### Sectional Brick & Stone Wall Finish Colour Options







### Timber Effect PVC Cladding Wall Finish Colour Options



## ALTERNATIVE ROOF OPTIONS FOR APEX BUILDINGS

Two alternative roof styles are available. Simply add the upgrade price from the relevant box below to your chosen basic building price.

<b>Apex 15 Roof</b>		Width ►	8'	9'	10'	11'	12'	
15° pitch roof with bold roll profile fibre cement roof tiles in terracotta.			Building length	8'	480	600	720	
		10'		600	750	900	1050	1200
		12'		720	900	1080	1260	1440
		14'		840	1050	1260	1470	1680
<b>Apex 20 Roof</b>		Width ►	8'	9'	10'	11'	12'	
20° pitch, felt lined roof with galvanised steel pantile profile roof tiles. Colours;			Building length	8'	704	880	1056	
		10'		880	1100	1320	1540	1760
		12'		1056	1320	1584	1848	2112
		14'		1232	1540	1848	2156	2464

### Special Package Offer

For the ultimate **Apex Garden Room** why not choose our special package offer?

Upgrade to woodgrain laminate features in either Golden Oak or Rosewood, or contemporary Anthracite and save on the individually priced items! Once you've chosen your building, simply add the package price to your building price.

- ✓ Coloured PVCu fascias
- ✓ Coloured PVCu Main door (fully glazed)
- ✓ Coloured PVCu Frames (fully glazed)

Choice of; Golden Oak/Rosewood/Anthracite

	8'	9'	10'	11'	12'
	620	653	620	620	620



Prices in the Lidget Compton price guide all include delivery and installation. Delivery is to mainland England, Scotland and Wales, and includes carrying your building up to 25 yards (23 metres) on a reasonable surface from our parked lorry to your concrete base. We are unable to deliver through your house or outbuildings for safety reasons. Prices include VAT at the current rate of 20%. Should this rate change, we reserve the right to adjust prices accordingly. Prices include installation of options ordered at the time of ordering the building. Options ordered after delivery and installation will be quoted separately. **Sizes quoted are external measurements.** Information correct at time of printing. Terms & conditions apply. We reserve the right to change product specification without notice. E&OE.

## Stockton Concrete Garages

Tel. 01642 555591 / 07969 721372 - Email. [info@stocktonconcretegarages.com](mailto:info@stocktonconcretegarages.com) - [www.stocktonconcretegarages.com](http://www.stocktonconcretegarages.com)